

Never Ever Use This Product On or In Your Ears—*Never*




- 1. Vacuuming Daily is Highly Recommended.** You may leave wax traps in place, however, oils will go beyond wax trap and once a week you should remove wax trap and thoroughly vacuum the tube where the sounds comes out of.
- 2. We recommend consulting your Hearing Care Professional to show you where and how to vacuum your hearing aid.*
3. Please consider the last time your Hearing Aid was serviced, I have been repairing Hearing Aids for some 25 years, it might be beneficial to follow step 2. But if you must 😊, the first vacuuming will require some extra care as wax may have built up, **go slowly**, paying attention to **keep needle clean! !** A plugged needle will only push wax in deeper.


4. Use No Force, insert tip of needle into receiver opening and slowly work your way down until you bottom out. Vacuum only the opening of the microphone, don't try to enter opening as you may dislodge microphone.




PROBLEM: Pump is Running but the Ball stays Down- Your Needle is Plugged with Wax.
SOLUTION:



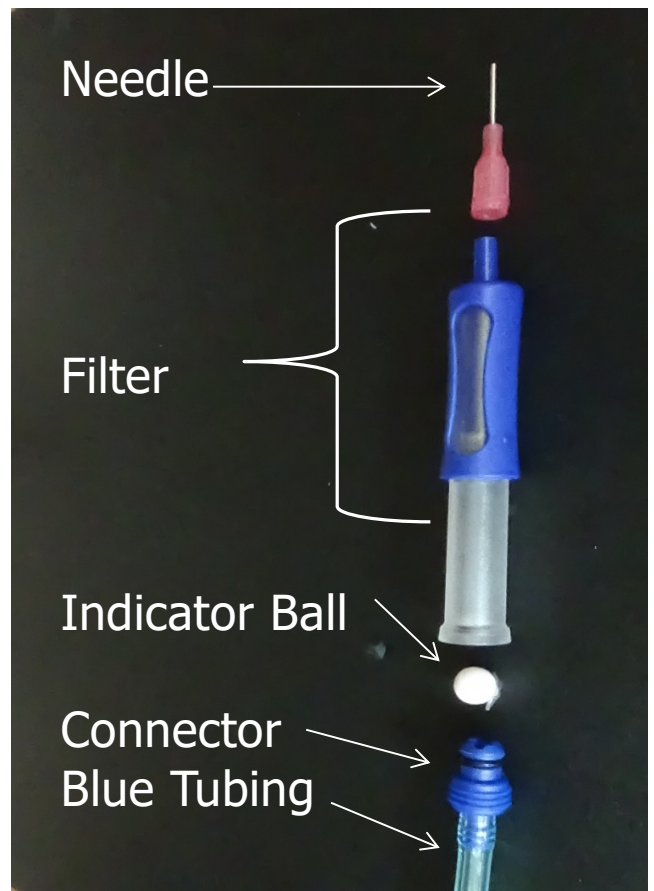
While Pump is Running insert Needle Reamer into Needle to Push Wax through Needle and into Filter.



Lay Needle FLAT against your finger creating an Indent, slide reamer along Indent and into needle.



Remove Reamer and Ball will rise indicating air flow which is how it should be.



READ ALL INSTRUCTIONS BEFORE USING IMPORTANT SAFEGUARDS

*THIS PRODUCT IS INTENDED FOR THE CLEANING OF HEARING AID DEVICES
AND NOT TO BE USED TO CLEAN EARS.*

DANGER – to reduce the risk of electric shock:

1. Always unplug this product immediately after using.
2. Do not use while bathing.
3. Do not place or store product where it can fall or be pulled into a tub or sink.
4. Do not place in or drop into water or other liquid.
5. **DO NOT CLEAN FILTER ASSEMBLIES, THEY ARE REPLACABLE AND INEXPENSIVE. IF UNIT NEEDS TO BE CLEANED BECAUSE OF FILTER TAMPERING, THERE WILL BE A CLEANING CHARGE.**

WARNING – To reduce the risk of burns, electrocution, fire or injury to persons:

1. **Do not get the syringe end near eyes or ears, as the needle can puncture skin.**
2. **Do not clean ears with this product.**
3. **If your product comes with a Desiccant, and you are drying it out by use of a heating source— understand that the desiccant will get very hot and will burn your skin.**
4. **This product is intended to clean hearing aids, any unauthorized use will void any and all warranties.**
5. A product should never be left unattended when plugged in.
6. Close supervision is necessary when this product is used by, on, or near children or invalids.
7. Use this product only for its intended use as described in this manual. Do not use attachments not recommended by the manufacturer.
8. Never operate this product if it has a damaged cord or plug, if it is not working properly, if it has been damaged, dropped into water. Return the product to the manufacturer for examination and repair.
9. Keep the cord away from heated surfaces.
10. Never use while sleepy or drowsy.
11. Do not use where aerosol (spray) products are being used or where oxygen is being administered.

CAUTION — RISK OF ELECTRIC SHOCK, DO NOT REMOVE COVER.

This product is for use on a nominal 12VDC circuit. Use the appropriate AC to DC adapter as supplied with this product when plugging in to household current. This product is factory equipped with a specific electric cord and plug to permit connection to a proper electric circuit. Make sure that the product is connected to an outlet having the same configuration as the plug. Do not modify the plug provided – if it will not fit the outlet, have the proper outlet installed by a qualified electrician. If the product must be reconnected for use on a different type of electrical circuit, the reconnection should be made by qualified service personnel.

WARRANTY

Manufacturer will repair or replace the product for all defects and workmanship for a period of 12 months from the date of purchase. If a consumer model is used in a commercial setting, the warranty shall be for 3 months from the date of purchase.

Syringe assembly and needle are excluded from this or any other warranty.

Manufacturer is not responsible for incidental or consequential damages arising from accident, abuse, misuse, or failure to follow instructions for the product. Any alteration of the product voids this warranty.

To activate this warranty, purchaser must call, fax, or e-mail the following:

Your date of purchase, serial number, your name, and your phone number.

Purchaser is responsible for shipping and handling costs when returning the product for warranty service.

SERVICE

JodiVac LLC
17912 SE Mill Court
Portland, OR 97233

Contact: Kat
Toll Free 866-856-5634
Voice 503-774-4951

kat@jodivac.com
Fax 503-287-8408